

# 2017 Harford County Homeless Point-In-Time Count

The Department of Housing and Community Development conducts an annual point-in-time count to capture the number of individuals experiencing homelessness on the streets and in shelters on a single night during the last ten days in January.

## Demographic Characteristics

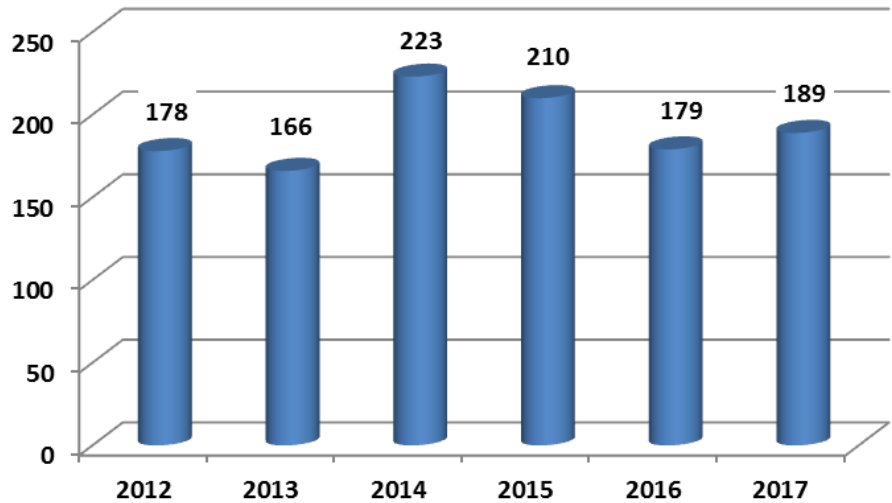
| <u>Gender</u> | <u>Count</u> | <u>%</u> |
|---------------|--------------|----------|
| Male          | 98           | 52       |
| Female        | 91           | 48       |

| <u>Race</u>  | <u>Count</u> | <u>%</u> |
|--------------|--------------|----------|
| White        | 97           | 51       |
| Black        | 84           | 44       |
| Multi-Racial | 4            | <1       |
| Other        | 4            | <1       |

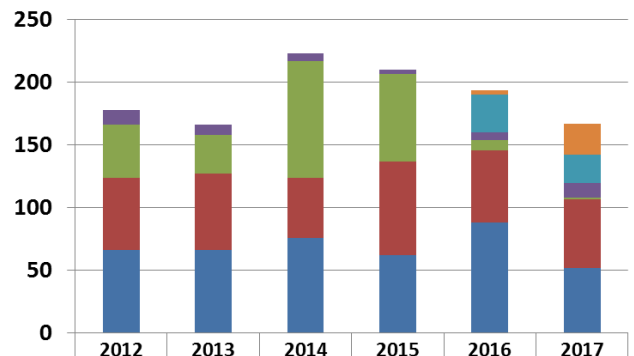
| <u>Ethnicity</u> | <u>Count</u> | <u>%</u> |
|------------------|--------------|----------|
| Hispanic         | 15           | 8        |
| Non-Hispanic     | 174          | 92       |

| <u>Veteran</u> | <u>Count</u> | <u>%</u> |
|----------------|--------------|----------|
| No             | 125          | 94       |
| Yes            | 8            | 6        |

## Total Count of Individuals Experiencing Homelessness by Year

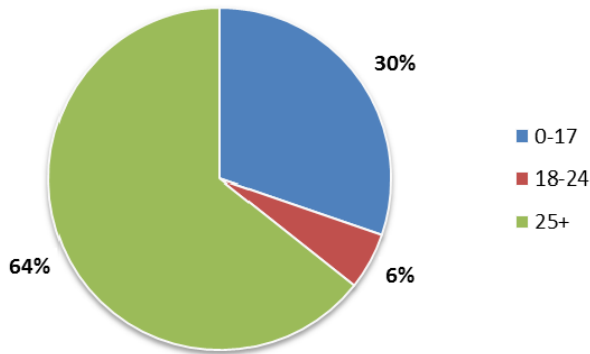


## Location at Time of PIT Count



|                                   | 2012 | 2013 | 2014 | 2015 | 2016 | 2017 |
|-----------------------------------|------|------|------|------|------|------|
| Project Homeless Connect          |      |      |      |      | 4    | 25   |
| Answered Prayers/Rotating Shelter | 0    | 0    | 0    | 0    | 30   | 22   |
| Street                            | 12   | 8    | 6    | 3    | 6    | 12   |
| Motels                            | 42   | 31   | 93   | 70   | 8    | 1    |
| Emergency Shelter                 | 58   | 61   | 48   | 75   | 58   | 55   |
| Transitional Housing              | 66   | 66   | 76   | 62   | 88   | 52   |

## Age of Individuals Experiencing Homelessness on Jan. 23, 2017



### Household Composition

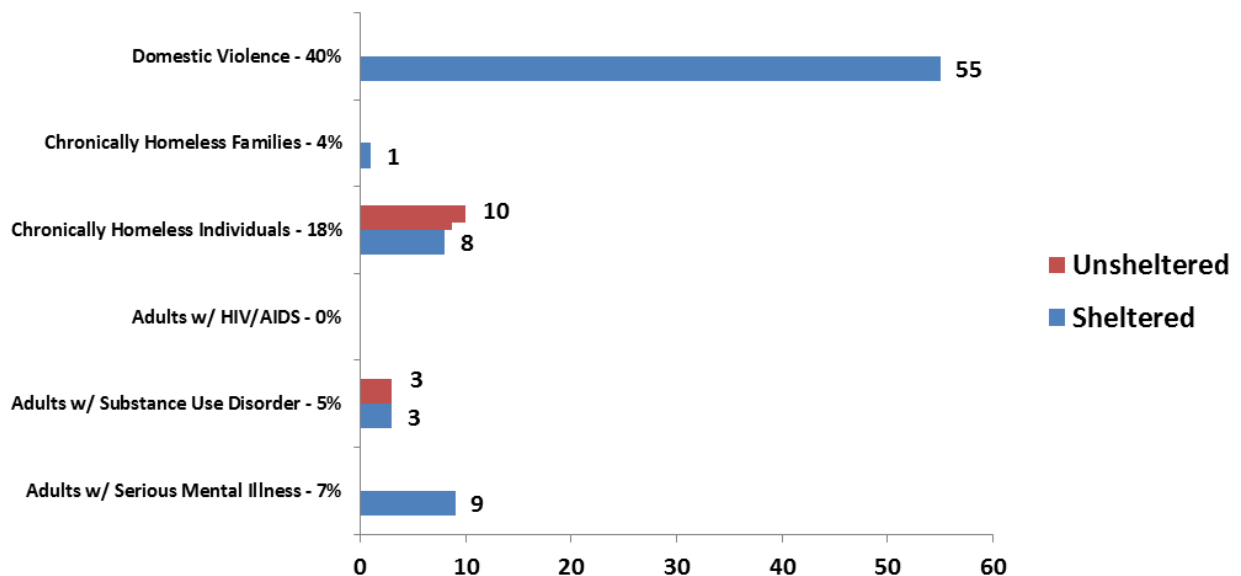
Total Households = 124

28 Households with children = 87 persons

96 Households without children = 102 persons

46% of those experiencing homelessness were in households with children

## Homeless Sub-populations (adults only)



Barry Glassman  
Harford County Executive

Leonard Parrish  
Director, Housing &  
Community Development

Harford County Housing  
& Community Development

[www.harfordcountymd.gov/244/Housing-Community-Development](http://www.harfordcountymd.gov/244/Housing-Community-Development)

410.638.3045

