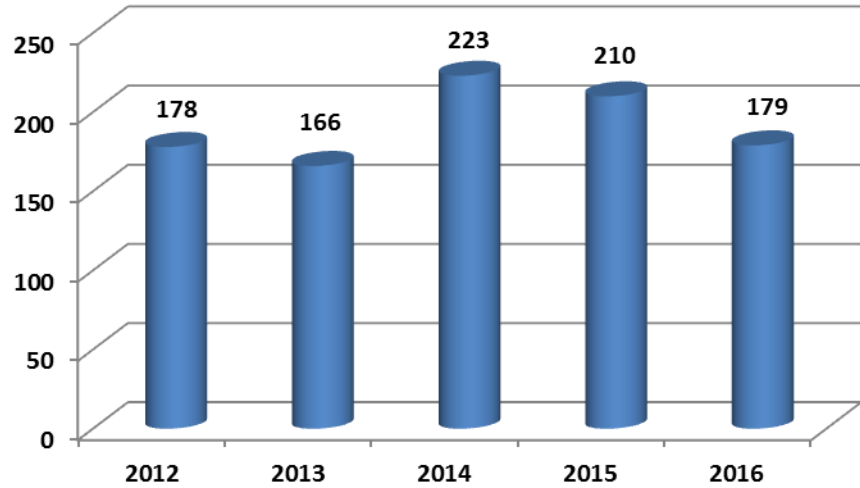




2016 Harford County Homeless Point-In-Time Count

The Department of Housing and Community Development conducts an annual point-in-time count to capture the number of individuals experiencing homelessness on the streets and in shelters on a single night during the last ten days in January.

Total Count of Individuals Experiencing Homelessness by Year



Demographic Characteristics

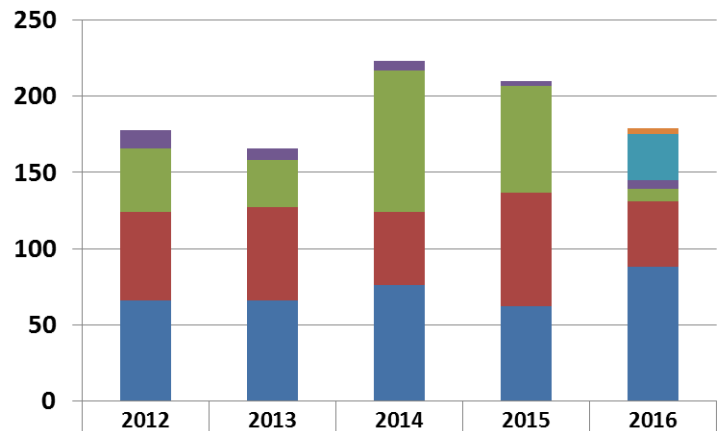
<u>Gender</u>	<u>Count</u>	<u>%</u>
Male	86	48
Female	93	52

<u>Race</u>	<u>Count</u>	<u>%</u>
White	103	58
Black	64	36
Multi-Racial	12	6

<u>Ethnicity</u>	<u>Count</u>	<u>%</u>
Hispanic	9	5
Non-Hispanic	170	95

<u>Veteran</u>	<u>Count</u>	<u>%</u>
No	106	92
Yes	9	8

Location at Time of PIT Count



	2012	2013	2014	2015	2016
Project Homeless Connect					4
Answered Prayers Shelter	0	0	0	0	30
Street	12	8	6	3	6
Motels	42	31	93	70	8
Emergency Shelter	58	61	48	75	43
Transitional Housing	66	66	76	62	88



Barry Glassman
Harford County Executive

Leonard Parrish
Director, Housing &
Community Development

Harford County Housing & Community Development

www.harfordcountymd.gov/244/Housing-Community-Development
410.638.3045



2016 Harford County Homeless Point-In-Time Count

Household Composition

Total Households = 122

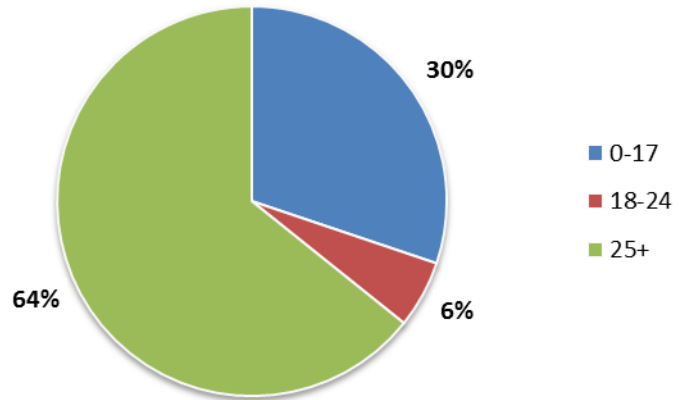
28 Households with children = 84 persons

94 Households without Children = 95 persons

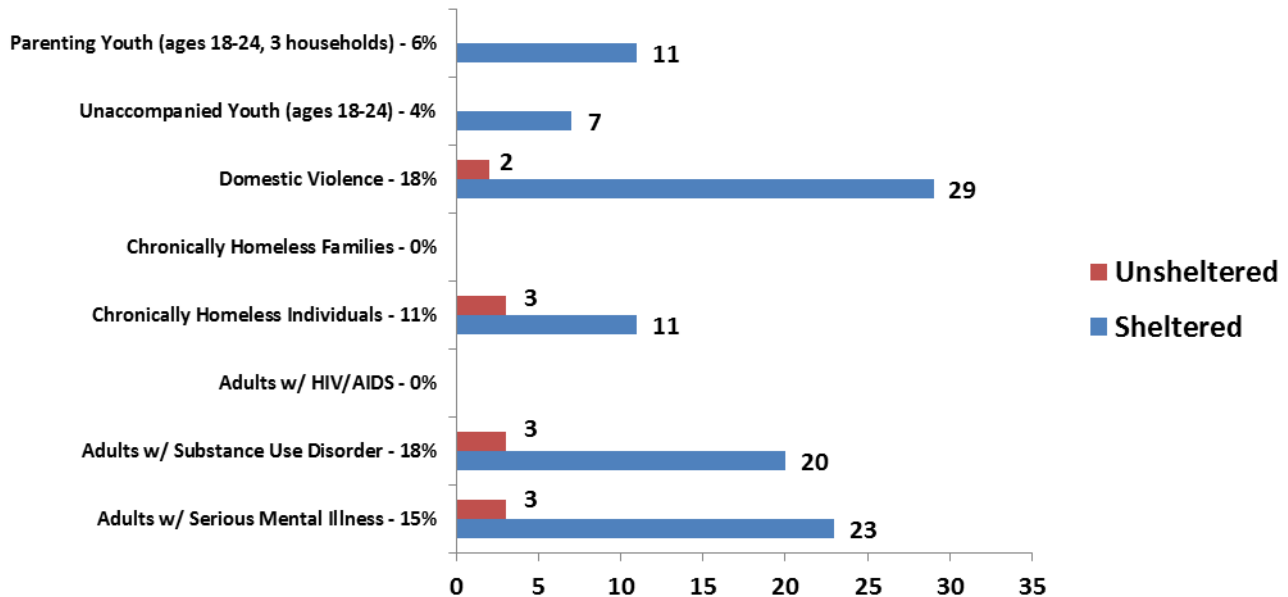
47% of those experiencing homelessness were in households with children



Age of Individuals Experiencing Homelessness on Jan. 25, 2016



Homeless Sub-populations



Barry Glassman
Harford County Executive

Leonard Parrish
Director, Housing &
Community Development

Harford County Housing
& Community Development

www.harfordcountymd.gov/244/Housing-Community-Development

410.638.3045

